 **MITSUBISHI
ELECTRIC**
Changes for the Better
AIR CONDITIONERS

PURE COMFORT DIVINE EXPERIENCE

至高の体験
至福の快適さ




5 Star
Energy Efficiency


Inverter
Technology


Dual
Barrier Coating


Quiet
Operation
19dB

52°C
Operating
Temperature
Range

— THE PINNACLE OF COOLING —

GZ Series



きれいな空気、より良い生活
PERFECT AIR, BETTER LIFE.

Inverter Technology

GZ Series features advanced inverters that utilize MITSUBISHI ELECTRIC's cutting edge technology, developed worldwide through many years of experience. We have achieved powerful cooling with high energy efficiency to bring you optimal comfort.

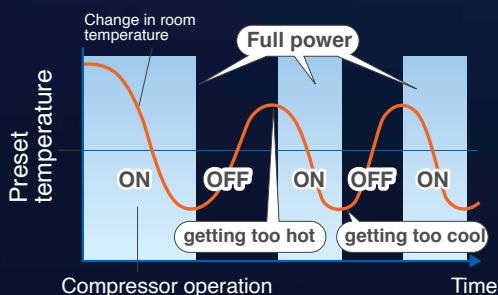


Inverter Operation Comparison

The compressors of air conditioners without an inverter start and stop repeatedly in order to maintain the preset room temperature. This repetitive on/off operation uses excessive electricity and compromises room comfort. The compressors of air conditioners equipped with an inverter run continuously; the inverter quickly optimizing the operating frequency according to changes in room temperature. This ensures energy-efficient operation and a more comfortable room.

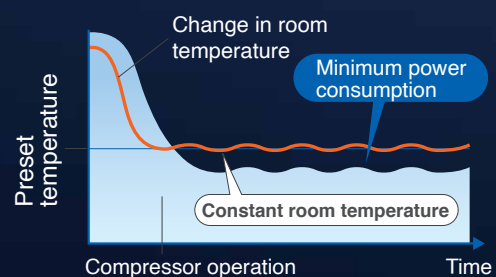
Non-inverter air conditioner

On/Off operation of compressor keeps room temperature




Inverter air conditioner

Optimum control of frequency keeps preset room temperature



Inverter Power Module

The Inverter Power Module is the brain of the air conditioner. It minimizes power consumption by adjusting the frequency.




Propeller Fan

Newly designed propeller fan maximizes airflow efficiency. It delivers the most air volume with the least noise.



DC Fan Motor

A highly efficient DC Fan motor drives the fan of the outdoor unit. Efficiency is much higher than an equivalent AC motor.



MITSUBISHI ELECTRIC Compressor

The compressor is the heart of the air conditioner. Employing MITSUBISHI ELECTRIC's proprietary technology, we are able to achieve both high efficiency and high power.



Poki-Poki Motor



Heat Caulking

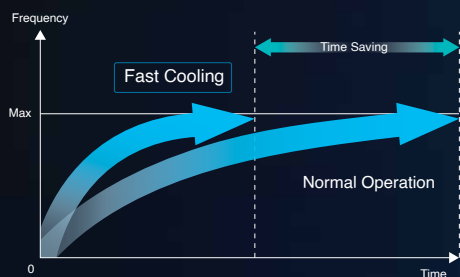


Fast Cooling

Fast Cooling is the most essential desire in air conditioner. MITSUBISHI ELECTRIC's Fast Cooling brings you fast refreshment in your life.

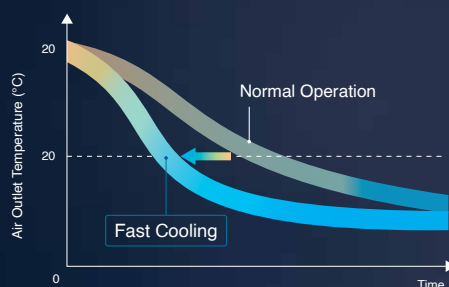


01 Compressor Frequency Image



Pressing the Fast Cooling button makes the compressor reach its maximum frequency remarkably faster than in Normal Operation.


02 Air Outlet Temperature



Lowers the air outlet temperature faster than Inverter Normal Operation.

03 Thermography

— Normal Cooling — — Fast Cooling —

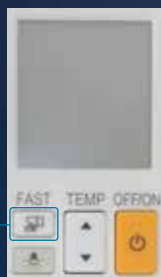


Warmer Cooler

Quickly cools the room with highest air volume, and low-temperature airflow at 2min. after operation.

04 Fast Cooling Button

Once activated, this mode continues for 15 minutes.



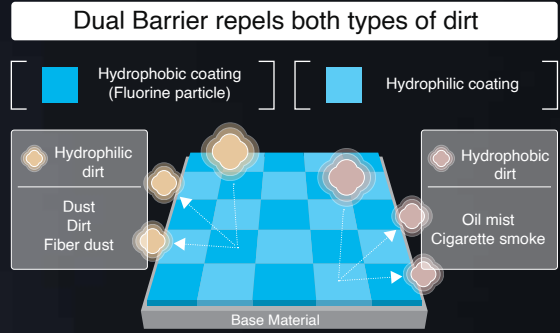
Fast Cooling mode starts immediately with the push of a button. According to preference, air direction can be changed freely.




Dual Barrier Coating*

Mitsubishi Electric Dual Barrier Coating prevents dust and greasy dirt from accumulating on the inner surface of the indoor unit; keeping your air conditioner clean. Blended “fluorine particles” prevent hydrophilic dirt penetration, and “hydrophilic particles” prevent hydrophobic dirt from getting into the air conditioner.

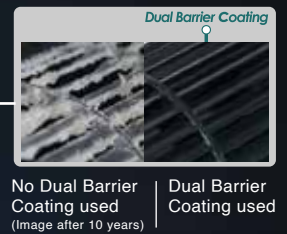
State-of-the-art coating technology




Heat Exchanger



Fan



Air Duct



Blue Fin



Blue Fin technology features epoxy-coated coils that resist corrosion and humidity, enhancing durability in harsh environments. This hydrophilic coating minimizes water retention, preventing bacteria and improved cooling efficiency.



V Air Filter

New Anti-Virus Pre-Filter is available (standard built-in), which has suppressing effect even for SARS-CoV-2.¹ (Test result)

¹ Tested Organization: Japan Textile Products Quality and Technology Center Test Report No.21KB-080331-2 Test Method: JIS L 1922 Test result: Neutralized 99% of SARS-CoV-2 in 2 hours



Electronic Metal Housing Box

This special box protects the electronic circuitry from dust ensuring its reliable operation and preventing fire in the event of a short circuit.



New simple & Stylish Design remote controller



Error code display



Error codes are displayed on the remote controller for troubleshooting.


*For the details, please refer to the Operating Instructions.



GZ Series Introduced Advanced Design & Easy Maintenance

Advanced Basic Structure

Grill/Panel Structure



Combined structure makes easy to take grill/panel off.

Easy Installation Easy Maintenance

Shorter space between indoor unit and ceiling (Left pipe).

For the details, please refer to the installation manual.



Indoor unit can be installed close (59mm) to ceiling when taking off combined grill/panel.

Easy Maintenance

Access to electronic circuit board



Combined structure realize easy access to electronic circuit board by small unit base and less process.

Easy Installation

Back plate with a hole



Center pipe installation can be worked smoothly by taking out the pipe from the back with original knockout hole.

Easy Installation

An earth wire connection



An earth wire can be connected by inserting the wire under the earth clamp and tightening the screw, without processing the end of the wire.

Easy Installation

Spacer



Corner of package can lift indoor unit and make space, which makes installation stable.

SPECIFICATIONS

Type	Inverter Cooling only					
Model name	Indoor unit		MSY-GZ13VF	MSY-GZ18VF	MSY-GZ22VF	MSY-GZ26VF
	Outdoor unit		MUY-GZ13VF	MUY-GZ18VF	MUY-GZ22VF	MUY-GZ26VF
Cooling Capacity*	Rated (Min-Max)	Watt	3350 (1400-4500)	5200 (1800-6000)	6600 (1800-7200)	7600 (2100-9200)
Star Rating			5 Star	5 Star	4 Star	4 Star
Energy Efficiency	ISEER		5.61	5.60	5.00	5.00
Power Input	Rated (Min-Max)	Watt	760 (320-2180)	1140(320-2350)	1670 (320-2650)	1900 (430-3780)
Air Volume	Indoor unit (Turbo)	CFM	121/150/203/271/441	290/364/427/505/687	323/375/440/538/710	314/413/498/576/721
Noise Level	Indoor unit (Quiet-Lo-Med-Hi-Turbo)	dBA	19/24/31/38/48	27/33/38/44/49	28/36/41/45/51	30/37/42/46/53
Refrigerant			R32			
Power supply	Voltage	V	230V			
Power Input Range	Voltage	V	160-264V			
Operating Current	Rated	A	3.6	5.1	7.6	8.4
Indoor unit	Net Dimensions (H x W x D)	mm	280x838x234	325x1100x261		
	Net Weight	kg	9.80	16.00	16.00	16.00
Outdoor unit	Net Dimensions (H x W x D)	mm	545x780x294	714x800x285	714x800x285	880x840x330
	Net Weight	kg	28.00	37.00	37.00	51.00
Pipe Size	Diameter Liquid	mm (inches)	6.35 (1/4)			
	Diameter Gas	mm (inches)	12.7 (1/2)	12.7 (1/2)	12.7 (1/2)	15.88 (5/8)
	Additional Refrigerant	gm	10gm per meter	10gm per meter	10gm per meter	10gm per meter
	Max.Length	m	20	20	20	30
	Max.Elevation	m	12	12	12	15
Ambient Operating Range		°C	21°-52°			
Control wiring (Copper)	IDU to ODU	Core No. x Sq.mm	4 Core x 1Sq.mm	4 Core x 1Sq.mm	4 Core x 1Sq.mm	4 Core x 1Sq.mm
Power cable (Copper)	ODU	Core No. x Sq.mm	3 Core x 1sq.mm	3 Core x 1sq.mm	3 Core x 2sq.mm	3 Core x 2.5sq.mm
ODU Breaker Size		A	16	20	25	25

Rated conditions:

*Cooling - Indoor: 27°C (80°F) DB, 19°C (66°F) WB, Outdoor: 35°C (95°F)

*Refrigerant piping length : 3.0m

*Total input based on the indicated voltage (indoor/outdoor): 1 phase 230V 50Hz

*Specifications may change as per product development

MSY - GZ SERIES

Indoor Unit

MSY-GZ13VF



H280 x W838 x D234 (mm)

MSY-GZ18VF



H325 x W1100 x D261 (mm)

MSY-GZ22/26VF



H325 x W1100 x D261 (mm)

Outdoor Unit

MUY-GZ13VF



H545 x W780 x D294 (mm)

MUY-GZ18VF



H714 x W800 x D285 (mm)

MUY-GZ22/26VF



H714 x W800 x D285 (mm)
H880 x W840 x D330 (mm)

FEATURES & FUNCTIONS



Magnetic Flux Vector Sine Wave Drive



Joint Lap DC Motor



Vector Wave Eco Inverter



Heat Caulking Fixing Method



Reluctant DC Rotary Compressor



Micro Particle Catching Filter



V-Air Filter



I-Feel Model



Dual Barrier Coating



Electrostatic Anti-allergy Enzyme Filter



Ambient temperature range (Up to 52°)



Auto Restart



Voltage Range (160-264V)



New IDU Design



24-Hours On/Off Programmable timer



Fast Cooling Mode



Auto Fan Speed Mode



Long Airflow



Horizontal vane swing



Vane Control Left & Right



Error Code display on Remote Controller



New Remote Controller



Luminous Button



Sleep Mode


THE PERFECT COMFORT RANGE



HIGH-WALL INVERTER SERIES



5/4-Star Cooling Only



4-Star Cooling Only



3-Star Hot & Cold



3-Star Cooling Only



3-Star Cooling Only




3-Star Cooling Only

HIGH-WALL NON-INVERTER SERIES



2-Star Cooling Only



1-Star Cooling Only



Mitsubishi MElectric Quality

What is MITSUBISHI ELECTRIC Quality?

MEQ represents our dedication to excellence in developing & manufacturing exceptional, eco-friendly home appliances, amazing industrial products, reliable public infrastructure systems and inspiring space technologies which are truly out of this world and there's so much more. When you see the MEQ logo, you know something good is being created.

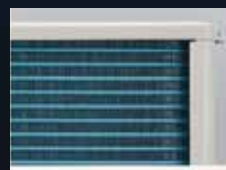
Development

Taking into account the various harsh environments around the world, at MITSUBISHI ELECTRIC we have established uniquely strict quality control standards & various quality evaluation tests for our products.



Designs

In order to ensure our customers can use our products with peace of mind and for a long time, we select high-quality durable parts and invest great care when designing and assembling our products.




A special coating is applied to the heat exchanger to increase corrosion toughness.



Ensure its reliable operation and preventing fire accident in case of short circuit.



Anti-rust painting & galvanized steel protect cabinet even under harsh environment.



MITSUBISHI ELECTRIC PCB can resist high voltage up to 450V.



Special coating prevents any damages from humidity and insects.



MITSUBISHI ELECTRIC Inverter can be smoothly operated even in 160V - 264V.

AIR CONDITIONERS
MSY-GZ Series


OUR PRESENCE

MITSUBISHI ELECTRIC INDIA PVT. LTD. GURUGRAM HEAD OFFICE

3rd Floor, Tower A, Global Gateway, M.G. Road,
Gurugram – 122002, Haryana, India.
Tel: +91 (124) 673 9300

DELHI REGISTERED OFFICE

B1/G3, 4th Floor, Mohan Cooperative Industrial Estate,
New Delhi – 110044
Tel: +91 (124) 673 9300

MANUFACTURING FACILITY

Central Avenue, Plot No. 27, Mahindra Industrial Park
Chennai Limited, Gummidipoondi Taluk, Peruvoyal Village,
Origins Mahindra World City, Tiruvallur, Tamil Nadu – 601206

TECHNICAL CENTRES

Ahmedabad: 079-67777861, Bengaluru: 080-40201600,
Chennai: 044-49232222, Delhi: 011-66057900,
Mumbai: 022-66116200

Customer Care (Toll Free)
1800 102 2626

For service support



For more details



- Head Office
- Branch Offices
- ▲ Satellite Offices
- ✱ Technical Centres
- # Sales Offices
- ★ Manufacturing Facility

*Map for reference purpose only.

BRANCH / SALES OFFICES

North Zone

Delhi: 011-66057900, Haryana: 085277 92569
Chandigarh: 0172-4601645, Ludhiana: 0161-4061654
Ghaziabad: 0120-4230692, Jaipur: 0141-4011109
Lucknow: 0522-4002607

West Zone

Mumbai: 022-66116200, Ahmedabad: 079-67777888
Indore: 0731-4098991, Nagpur: 712-2284020
Pune: 020-41555000, Rajkot: 0281-2585525
Vadodara: 0265-2314699, Surat: 0261-4003111

East Zone

Kolkata: 07086087007, Bhubaneswar: 09073949597
Patna: 07739857587, Raipur: 08817936264

South Zone

Chennai: 044-49232222, Bengaluru: 08065301600
Coimbatore: 0422-4385606, Hyderabad: 040-43438888
Kochi: 0484-4862093, Vijaywada: 08449894567

SATELLITE OFFICES

North Zone

Agra: 09536900140, Dehradun: 08800878763
Kanpur: 09205987322, Varanasi: 09410245883

West Zone

Aurangabad: 07387777132, Bhopal: 09907135346
Goa: 09769627630

East Zone

Ranchi: 07677063849, Guwahati: 07086087007

South Zone

Hubli: 08448398012, Mangalore: 08448398012
Tirupati: 08319591931, Madurai: 9600923533
Vellore: 09500824622, Erode: 08448894663
Vizag (Visakhapatnam): 09205987308